



District Report Card: 2017


State: West Bengal	District: North Twenty Four Pargana
Class: 3	Subject: Language
Schools: 58	Students: 1157


Participation/Coverage


Students

<div>GENDER</div> <div></div>	Boys				Girls			
	Number		%		Number		%	
	505		43.65		652		56.35	

<div>AREA</div> <div></div>	Rural				Urban			
	Number		%		Number		%	
	713		61.62		444		38.38	

<div>CATEGORY</div> <div></div>	SC		ST		OBC		GEN	
	Number	%	Number	%	Number	%	Number	%
	350	30.25	51	4.41	166	14.35	590	50.99

<div>CWSN</div> <div></div>	LD	VI	HI	S&LD	ID	Oth
	1	0	3	4	1	14

<div>Management</div> <div></div>	Government				Government-aided			
	Number		%		Number		%	
	728		62.92		429		37.08	

Average Performance of Students in Language (%)

Overall	Gender		Area		Management		Social Group			
	Male	Female	Rural	Urban	Govt.	Aided	SC	ST	OBC	GEN
73.71	72.46	74.67	71.97	76.50	75.84	70.09	76.48	67.32	68.76	74.01

Performance on Learning Outcomes (LOs)

Learning Outcomes	Description	Average Performance(%)
L304	Reads small texts with comprehension i.e., identifies main ideas, details, sequence and draws conclusions	76.35
L312	Reads printed scripts on the classroom walls: poems, posters, charts etc.	68.42

Range of Performance of Students who Answered Correctly							
Below 30%		30% - 50%		50% - 75%		Above 75%	
Number	%	Number	%	Number	%	Number	%
35	3.03	139	12.01	382	33.02	601	51.94

Lowest Performing Learning Outcomes (LOs)

- 1 - Reads printed scripts on the classroom walls: poems, posters, charts etc. (68.42)
- 2 - Reads small texts with comprehension i.e., identifies main ideas, details, sequence and draws conclusions (76.35)